

A contribution to
An analysis of medium to long-term impacts on the Australian Oceans

Stephanie Contardo
CSIRO Ocean & Atmosphere, Australia

1.1 Renewable energy

Land based renewable energy technologies like solar and wind are mature. However, ocean renewable energy technology, such as wave and tidal energy, are still under development. In Australia, the Australian Renewable Energy Agency (ARENA) was established in 2012, and with support for some of the State Governments, development and research have significantly accelerated since. Nevertheless, to our knowledge, no projection of ocean renewable energy for Australia is currently available. As a result, in this section we focus on global projections.

The Institute for Sustainable Futures (ISF) has developed global projections based on three scenarios (Teske et al., 2016). The Reference Scenario (REF) assumes the continuation of policies in place. The Renewable Scenario (RE) focuses on renewable energy in the power sector by 2030. It is designed to reduce the carbon dioxide levels of emission by 50% by 2035 and 70% by 2050 compared to the levels in 1990. The Advanced Renewable Scenario (ADV) involves a fully renewable energy system (including transports) by 2050.

The model used, PlaNet, balances energy supply and demand annually and includes a cost calculation model for the corresponding generation and fuel costs.

The projections assume policy stability, strengthen energy policies, population growth based on the Australian Bureau of Statistics assessment, and average GDP growth of 2% per year. Cost assumption are the same in all projections. They are chosen as conservative, since the decrease in renewable energy cost expected are balanced by the increase in fossil energy costs, in the renewable energy scenarios. Global electricity generation projections for renewable energy and some of its components are presented in Figure 1. The electricity generation will increase significantly in both renewable energy scenarios. The part taken by ocean energy remains small but not negligible compared to other sources of renewable energy.

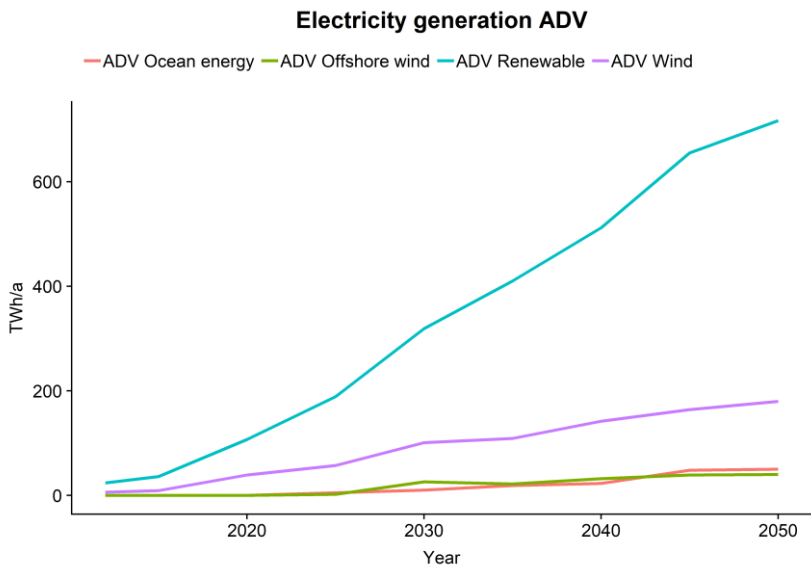
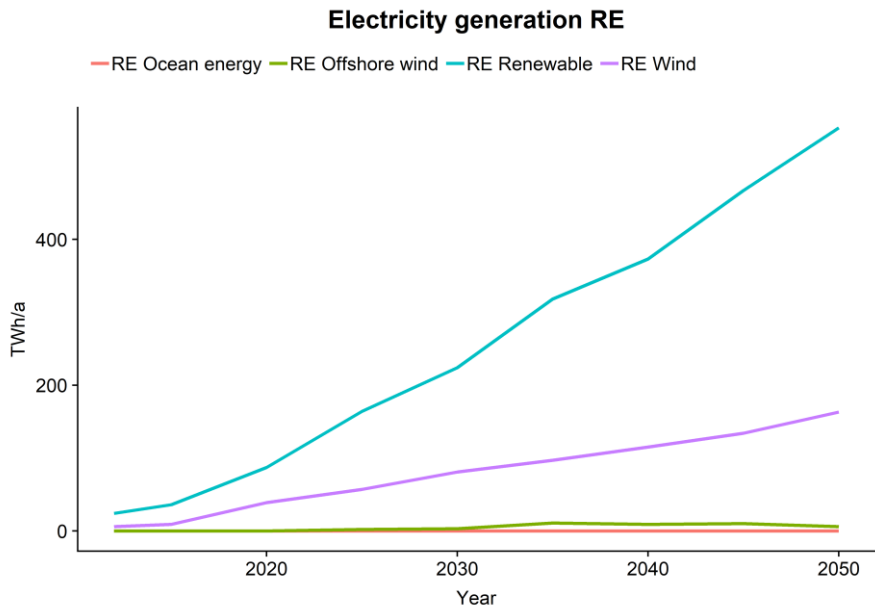
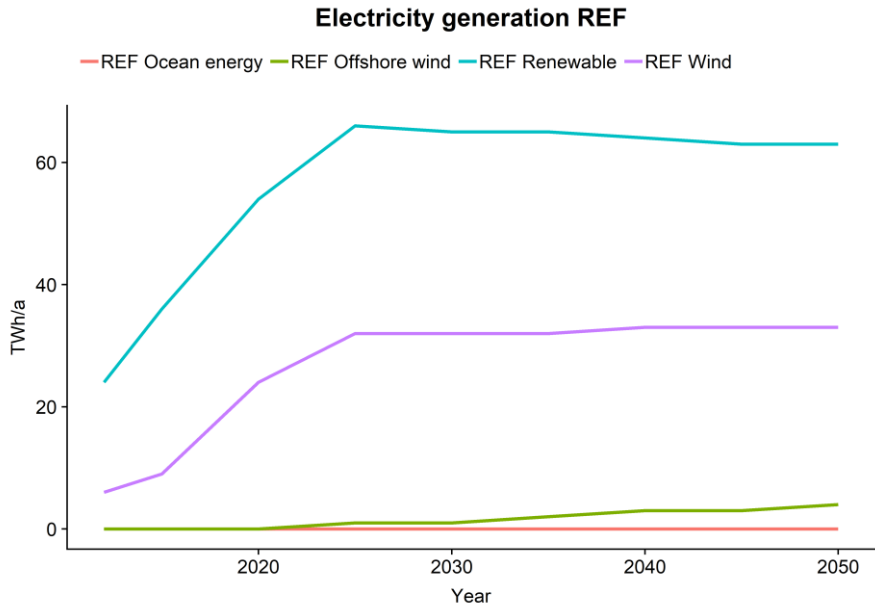


Figure 1. Electricity generation projections.

1 References

- Bashitialshaaer, R., Persson, K. M., & Aljaradin, M. (2011). Estimated Future Salinity in the Arabian Gulf, the Mediterranean Sea and the Red Sea Consequences of Brine Discharge from Desalination, 3(1), 133–140.
- BREE. (2012). *Australian Energy Technology Assessment*.
- Bureau of Resources and Energy Economics. (2014). Australian Energy Projections to 2049-50. *BREE*. [https://doi.org/ISBN 978-1-921812-79-8](https://doi.org/ISBN%20978-1-921812-79-8) (Print) ISBN 978-1-921812-78-1 (Online)
- Commonwealth Of Australia. (2017). *Review of Climate Change Policies*.
- Darre, N. C., & Toor, G. S. (2018). Desalination of Water: a Review. *Current Pollution Reports*. <https://doi.org/10.1007/s40726-018-0085-9>
- Ernst and Young and Associates. (2016). *Ocean energies, moving towards competitiveness: a market overview*.
- Fischetti, M. (2007). Fresh from the Sea. *Scientific American*, 297(3), 118–119. <https://doi.org/10.1038/scientificamerican0907-118>
- Greig, C., Bongers, G., Stott, C., & Byrom, S. (2016). *Energy Security and Prosperity in Australia: A Roadmap for CCS*.
- Griffin, D., & Hemer, M. (2010). Ocean power for Australia - Waves, tides and ocean currents. In *OCEANS'10 IEEE Sydney, OCEANSSYD 2010*. <https://doi.org/10.1109/OCEANSSYD.2010.5603609>
- Hemer, M., Pitman, T., McInnes, K. L., & Rosebrock, U. (2018). *The Australian Wave Energy Atlas Project Overview and Final Report*.
- Hemer, M. A., & Griffin, D. A. (2010). The wave energy resource along Australia's Southern margin. *Journal of Renewable and Sustainable Energy*. <https://doi.org/10.1063/1.3464753>
- Honegger, M., & Reiner, D. (2018). The political economy of negative emissions technologies: consequences for international policy design. *Climate Policy*. <https://doi.org/10.1080/14693062.2017.1413322>
- IEA. (2018). *Renewables 2018; Analysis and Forecasts to 2023*.
- Jones, E., Qadir, M., van Vliet, M. T. H., Smakhtin, V., & Kang, S. (2019). The state of desalination and brine production: A global outlook. *Science of The Total Environment*, 657, 1343–1356. <https://doi.org/10.1016/J.SCITOTENV.2018.12.076>
- Manasseh, R., McInnes, K. L., & Hemer, M. A. (2017). Pioneering developments of marine renewable energy in Australia. *The International Journal of Ocean and Climate Systems*. <https://doi.org/10.1177/1759313116684525>
- McCulloch, S., Keeling, S., Malischek, R., & Stanley, T. (2016). *20 Years of Carbon Capture and Storage - Accelerating Future Deployment*. International Energy Agency. <https://doi.org/10.1787/9789264267800-en>
- Metz, B., Davidson, O., de Coninck, H., Loos, M., & Meyer, L. (2005). *Carbone Dioxide Capture and Storage*.
- Roberts, D. A., Johnston, E. L., & Knott, N. A. (2010). Impacts of desalination plant discharges on the

marine environment: A critical review of published studies. *Water Research*, 44(18), 5117–5128. <https://doi.org/10.1016/J.WATRES.2010.04.036>

Teske, S., Dominish, E., Ison, N., & Maras, K. (2016). *100% Renewable Energy for Australia - Decarbonising Australia's Energy Sector within one Generation*.

WSAA. (2010). *Implications of population growth in Australia on urban water resources*.